

Technical description

1. Desks with slab-end legs

1.1. Table top

Fixed table tops – total thickness 85 mm, consist of two parts:

- carcass – made of lacquered medium density fibreboard, thickness 19 mm and 35 mm, carcass depth 72 mm,
- top part – made of chipboard, thickness 12 mm, covered with veneer with 1 mm natural edge.

Both parts are linked with press-fit dowel connectors ensuring quick disassembly and re-assembly.

Available shapes of the tops: rectangle (corners rounded with a radius of 50 mm). Cut outs for metal cable outlets as well as media ports in various types and configurations applicable as an option.

Inserted pads for table tops – applicable as an option:

- leather pad – dimensions 996 × 496 mm with edges rounded at 46 mm radius, covered with black SD leather.

- glass pad – made of hardened lacquered glass, thickness 4 mm, with edges rounded at 15 mm radius. Pad width depends on table top width, depth 280 mm. Applicable to rectangular table tops only.

- leather and glass pads – simultaneous use of both pads, applicable to rectangular table tops only.

Drawer for table tops – made of lacquered medium density fibreboard, internal part upholstered with black SD leather, applicable as an option. Integrated with table top carcass, consisting of two internal drawers 350 × 250 × 40 mm connected with one front, width 915 mm, equipped with push-to-open system. Applicable to rectangular and back-rounded table tops.

Frame – made of steel profiles 50 × 25 mm and 50 × 50 mm (crossbeams), placed inside table top carcass.

1.2. Base

Slab-end legs – total thickness 85 mm, consist of two parts:

- carcass – made of lacquered medium density fibreboard, thickness 19 mm and 35 mm, carcass depth 72 mm,
- top part – made of chipboard, thickness 12 mm, covered with veneer with 1 mm natural edge.

Both parts are linked with press-fit dowel connectors ensuring quick disassembly and re-assembly.

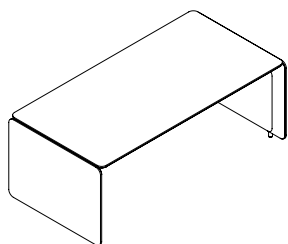
Legs edges rounded at 50 mm radius.

Frame – made of steel profiles 50 × 25 mm, 50 × 50 mm and steel tube Ø 30 mm, placed inside leg carcass.

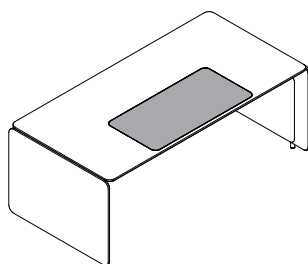
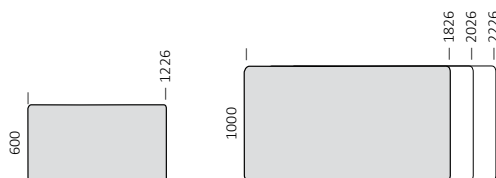
Fixed height 750 mm as standard, levelling in range of 10 mm.

Desk assembly is by connecting table top and legs frames. Desk construction allows for cable management inside table top and legs carcasses. Bottom part of legs is ended with cut outs providing access to power supply.

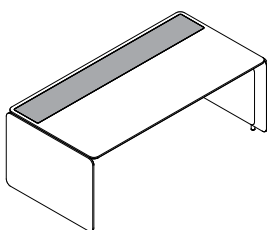
1.3. Product range



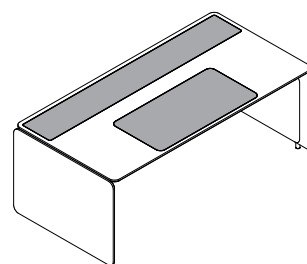
Rectangular desk



Inserted leather pad



Inserted glass pad



Inserted leather and glass pads

1.4. Sample order

Product code										Finish code					
Product line	Table top shape	Inserted pads	Dimensions		Cut out type	Cut out position	Base type	Drawer			Top part of table top and legs	Carcass of table top and legs	Leather inserted pad	Glass inserted pad	0
WNR	R	X	2	7	P	L	4	C	N	—	DM	FI	S1	SI	00

The following part of code **WNRX27PL4CN-DMFIS1SI00** identifies product as:

eRange (**WNR**) rectangular desk (**R**), table top with inserted leather and glass pads (**X**), dimensions 1826 × 1000 mm (**27**), left cut out for rectangular metal cable outlet with brush 160 × 80 mm – included (**PL**), slab-end legs (**4**), table top with integrated drawer (**C**)

The following part of code **WNRX27PL4CN-DMFIS1SI00** identifies product finishes as:

Top part of table top and legs veneered in natural oak colour (**DM**), carcass of table top and legs in white laquered MDF (**FI**), inserted pad in black SD leather (**S1**), inserted lacquered glass pad in white colour (**SI**)

2. Desks with electric height adjustment

2.1. Table top

Fixed table tops – total thickness 41 mm, consist of two parts:

- carcass – made of lacquered medium density fibreboard, thickness 19 mm and 35 mm, carcass depth 28 mm,
- top part – made of chipboard, thickness 12 mm, covered with veneer with 1 mm natural edge.

Both parts are linked with press-fit dowel connectors ensuring quick disassembly and re-assembly.

Table tops available in rectangular shape with edges rounded at 50 mm radius. Cut outs for grommets as well as media ports in various types and configurations applicable as an option.

Inserted pads for table tops – applicable as an option:

- leather pad – dimensions 996 × 496 mm with

edges rounded at 46 mm radius, covered with black SD leather.

2.2. Base

T-legs with electric height adjustment – three-segment columns made of steel tubes – Ø 70 mm, Ø 63 mm, Ø 56 mm, from bottom to top respectively, with feet equipped with leveling glides. Each column is equipped with a drive placed inside, for telescoping function, connected with control box with following plug standards: European (EU), British (GB) and Swiss (CH).

Control panel for height adjustment with display and memory function, as standard.

Anti-Collision function – columns automatically detects obstacles, which helps to avoid collision, as standard.

Foot – with rounded ends, equipped with plastic glides, levelling in range of 10 mm.



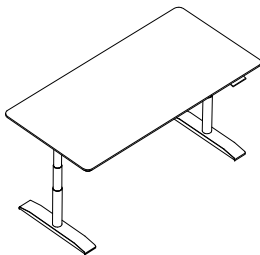
Frame – consists of metal beam made of steel profile 100 × 40 mm, and two supporting beams made of steel profile 30 × 40 mm. Frame pre-assembled to table top carcass.

Finish options: powder-coated in black or white colour.

Desk includes horizontal, foldable wire trunking as standard, with dedicated width, powder-coated in black or white colour.

Note: when selecting particular base colour (i.e. black), the same colour applies to following elements: table top carcass, horizontal wire trunking and metal grommet.

2.3. Product range



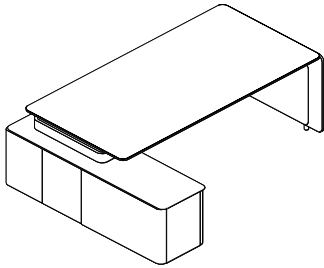
Technical description

3. Desks with slab-end leg for integration with sideboard

3.1. Table top and leg – structure is the same as in free-standing desks with slab-end legs. Contrary to free-standing desk it consists of one slab-end leg and dedicated connector for sideboard integration. Connector is made of

metal structure, placed inside casing made of lacquered medium density fibreboard, thickness 19 mm. Casing dimensions 700 × 170 mm, height 88 mm with rounded corners at 50 mm radius.

3.2. Product range



Desk with rectangular table top
For integration with sideboard (left version)

4. Sideboards for integration with desk

4.1. Sideboard versions:

- 4 hinged doors,
- 3 hinged doors, pencil tray (upholstered in black SD leather) and 3 drawers,
- 4 hinged doors, pencil tray (upholstered in black SD leather) and 3 drawers.

All sideboard versions are double-sided with rounded corners at 50 mm radius.

Sideboard base, angled at 45° – made of lacquered medium density fibreboard, thickness 19 mm, with metal beams inside.

Base height 38 mm, equipped with levelling glides.

Finish options:

Veneer

- front, sides, back, dividing wall and shelves – made of chipboard, thickness 18 mm, covered with veneer with natural edge,
- bottom part, upper part and top – made of chipboard, thickness 12 mm, covered with veneer with natural edge,
- internal part of drawers (if applicable) – made of melamine faced chipboard (MFC), thickness 12 mm in slate colour (MS) only.

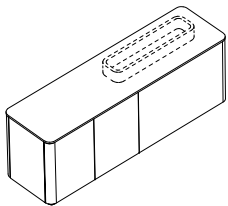
Veneer / melamine faced chipboard (MFC)

- top – made of chipboard, thickness 12 mm, covered with veneer with natural edge,

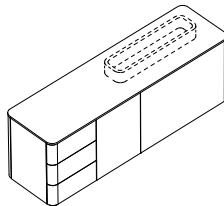
- front, sides, back, dividing wall – made of chipboard, thickness 18 mm, covered with veneer with natural edge,
- bottom part, upper part, internal part of drawers (if applicable) – made of melamine faced chipboard (MFC), thickness 12 mm in slate colour (MS) only,
- shelves – made of melamine faced chipboard (MFC), thickness 18 mm in slate colour (MS) only.

All sideboards are fully assembled as standard.

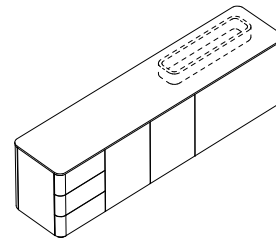
4.2. Product range



Sideboard for integration with desk
4 hinged doors



Sideboard for integration with desk
3 hinged doors, pencil tray and 3 drawers



Sideboard for integration with desk
4 hinged doors, pencil tray and 3 drawers

5. Conference tables

5.1. Table top

Fixed table tops – total thickness 85 mm, consist of two parts:

- carcass – made of lacquered medium density fibreboard, thickness 19 mm and 35 mm, carcass depth 72 mm,
- top part – made of chipboard, thickness 12 mm, covered with veneer with 1 mm natural edge.

Both parts are linked with press-fit dowel connectors ensuring quick disassembly and re-assembly.

Table tops available in rectangular shape with edges rounded at 50 mm radius, except for

internal modules without rounded edges. Cut outs for media ports in various types and configurations applicable as an option.

Frame – made of steel profiles 50 × 25 mm and 40 × 25 mm (crossbeams), placed inside table top carcass.

5.2. Base

Column leg – made of metal structure, placed inside casing made of lacquered medium density fibreboard, thickness 19 mm. Casing dimensions 600 × 150 mm (for free-standing table) and 800 × 150 mm (for modular tables), height 655 mm with rounded corners at 50 mm radius.

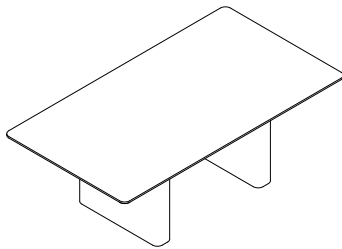
Fixed height 750 mm as standard, levelling in range of 10 mm.

Conference table assembly is by connecting table top frame with leg metal structure. Table construction allows for cable management inside table tops and legs casings.

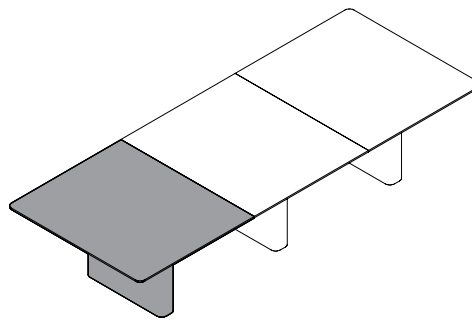
Conference tables versions:

- free-standing,
- modular (internal and external modules).

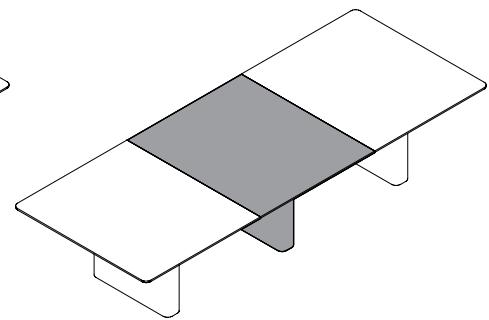
5.3. Product range



Free-standing table
2200 × 1200 mm



Modular table – external unit
1200 × 1400 mm



Modular table – internal unit
1200 × 1400 mm

	Height adjustment		
	Desks		Conference tables
	Slab-end legs	T-legs	Column legs
Fixed height	750 mm	–	750 mm
Electric height adjustment	–	680–1290 mm	–

Technical parameters (applicable to base with electric height adjustment):

- Anti-Collision technology,
- protection against overheating,
- smooth start&stop,
- smooth up&down movement,
- speed 50 mm / s,
- noise < 50 dB,
- power consumption in standby mode < 0.6 W,
- load capacity 40 kg per table top / two columns,
- direct current drive power supply.

Technical description

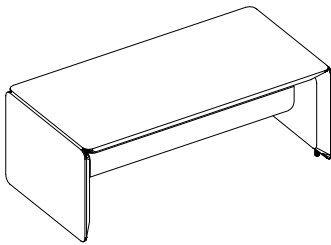
6. Panels

6.1. Desk panels

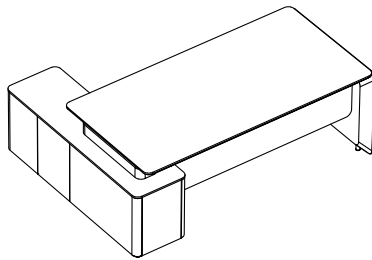
Modesty front, for slab-end legs – made of chipboard, thickness 18 mm, covered with veneer with natural edge, with edges rounded at 50 mm radius. Metal brackets powder-coated in alu colour. Applicable to free-standing desks and desks for integration with sideboard, with dedicated dimensions for both versions.

Modesty front, for T-legs – made of chipboard, thickness 18 mm, covered with veneer with natural edge, with edges rounded at 50 mm radius. Metal brackets powder-coated in black or white colour.

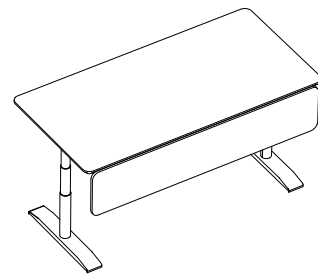
6.2. Product range



Modesty front for slab-end legs
For table top width 1800, 2000, 2200 mm



Modesty front for slab-end legs with sideboard
For table top width 2000, 2200 mm



Modesty front for T-legs
For table top width 1800, 2000 mm

7. Pedestals

7.1. Mobile

3 drawers and pencil tray inside (upholstered in black SD leather).

Pedestal has rounded corners at 50 mm radius, it is equipped with push-to-open system, locks available as an option.

Pedestal base, angled at 45° – made of lacquered medium density fibreboard, thickness 19 mm. Base height 38 mm, with four Ø 50 mm castors, two equipped with brakes.

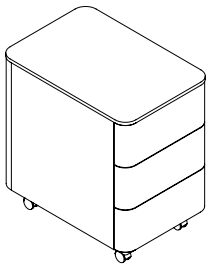
Finish options:

- top – made of chipboard, thickness 12 mm, covered with veneer with natural edge,
- front, sides and back – made of chipboard,

thickness 18 mm, covered with veneer with natural edge,
– bottom part, upper part, internal part of drawers – made of melamine faced chipboard (MFC), thickness 12 mm in slate colour (MS) only.

Pedestal are fully assembled as standard.

7.2. Product range



Mobile
3 drawers and pencil tray inside

8. Cabinets

8.1. Cabinets versions

Modular:

- hinged door (external and internal modules),
- glass door (internal module).

Hinged door – free-standing and external modules have door corners both-sides or one-side rounded at 50 mm radius, depending on selected version. In internal modules door corners are not rounded. Cabinets are equipped with push-to-open system, locks available as an option.

Glass door – available as internal modules only, door corners are not rounded. Doors made of lacquered hardened glass, thickness 6 mm, equipped with push-to-open system, without locks.

Cabinets are not equipped with top as standard, tops for free-standing cabinets as well as modular cabinets arrangements to be ordered separately. Arrangement of cabinets must be of the same height and external hinged door cabinets are to be put as last in configuration. **Cabinet base**, angled at 45° – made of lacquered medium density fibreboard, thickness 19 mm. Base height 38 mm, equipped with levelling glides.

Finish options:

Veneer

- front (if applicable), sides, and shelves – made of chipboard, thickness 18 mm, covered with veneer with natural edge,

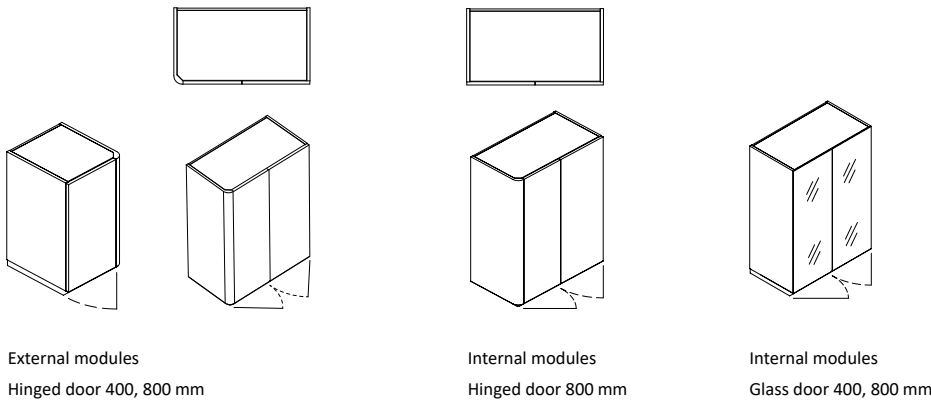
- bottom part, upper part and back – made of chipboard, thickness 12 mm, covered with veneer with natural edge.

Veneer / melamine faced chipboard (MFC)

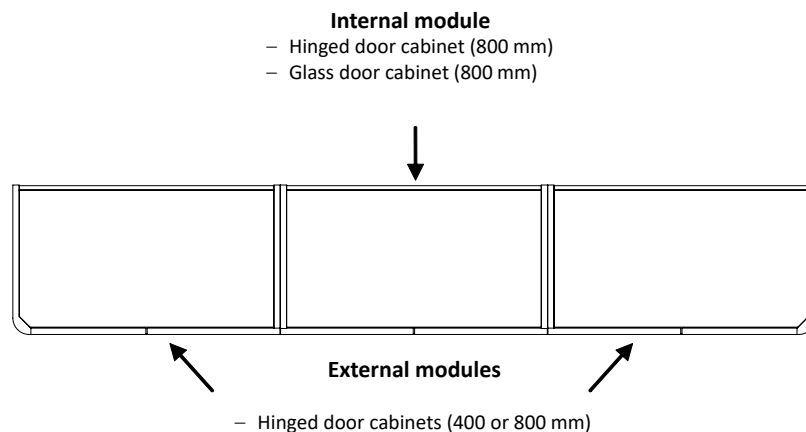
- front (if applicable) and sides – made of chipboard, thickness 18 mm, covered with veneer with natural edge,
- back, bottom part and upper part – made of melamine faced chipboard (MFC), thickness 12mm in slate colour (MS) only,
- shelves – made of melamine faced chipboard (MFC), thickness 18 mm in slate colour (MS) only.

All cabinets are fully assembled as standard, except for cabinet top.

8.2. Product range



Example of cabinets arrangement



Maximum width of cabinets arrangement linked with one cabinet top is 2400 mm

Technical description

8.3. Sample order

Product code										Finish code					
Product line	Model		Dimensions			Version			Assembly		Back	Base	Side	Front	Upper, bottom part and shelves
WNR	S	G	0	8	3	S	L	N	Z	—	DM	FS	DM	SS	DM

The following part of code **WNRSG043SLNZ-DMFSDMSSDM** identifies product as:
eRange (**WNR**) cabinet with glass door (**SG**), width 800 mm (**08**), height 3 OH (**3**), left internal module (**SL**), fully assembled (**Z**)

The following part of code **WNRSG083SLNZ-DMFSDMSSDM** identifies product finishes as:
Back veneered in natural oak colour (**DM**), cabinet base in grey laquered MDF (**FS**), sides veneered in natural oak colour (**DM**), lacquered glass door in grey colour (**SS**), upper part, bottom part and shelves veneered in natural oak colour (**DM**)

9. Mobile sideboards

9.1. Sideboard versions:

- 2 hinged doors and 2 drawers (1 with filing frame),
- 2 hinged doors and 3 drawers.

All sideboard versions have rounded corners at 50 mm radius, they are equipped with push-to-open system, locks available as an option. Rectangular metal cable outlet with brush 160 × 80 mm available as an option. Sideboard base, angled at 45° – made of lacquered medium density fibreboard, thickness 19 mm.

Base height 38 mm, with five castors (for width 1200 mm), two equipped with brakes.

Finish options:

Veneer

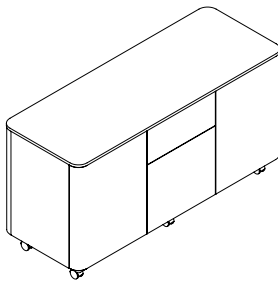
- front, sides, back, dividing wall and shelves – made of chipboard, thickness 18 mm, covered with veneer with natural edge,
- bottom part, upper part and top – made of chipboard, thickness 12 mm, covered with veneer with natural edge,
- internal part of drawers (if applicable) – made of melamine faced chipboard (MFC), thickness 12 mm in slate colour (MS) only.

Veneer / melamine faced chipboard (MFC)

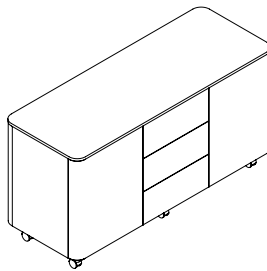
- top – made of chipboard, thickness 12 mm, covered with veneer with natural edge,
- front, sides, back, dividing wall – made of chipboard, thickness 18 mm, covered with veneer with natural edge,
- bottom part, upper part, internal part of drawers (if applicable) – made of melamine faced chipboard (MFC), thickness 12 mm in slate colour (MS) only,
- shelves – made of melamine faced chipboard (MFC), thickness 18 mm in slate colour (MS) only.

All sideboards are fully assembled as standard.

9.2. Product range



2 hinged doors and 2 drawers (1 with filing frame)
1200 mm



2 hinged doors and 3 drawers
1200 mm